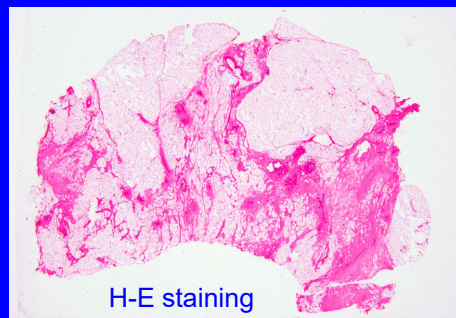



Application of Kawamoto's method



【Hospital work】

Biopsy work (Adipose tissue)

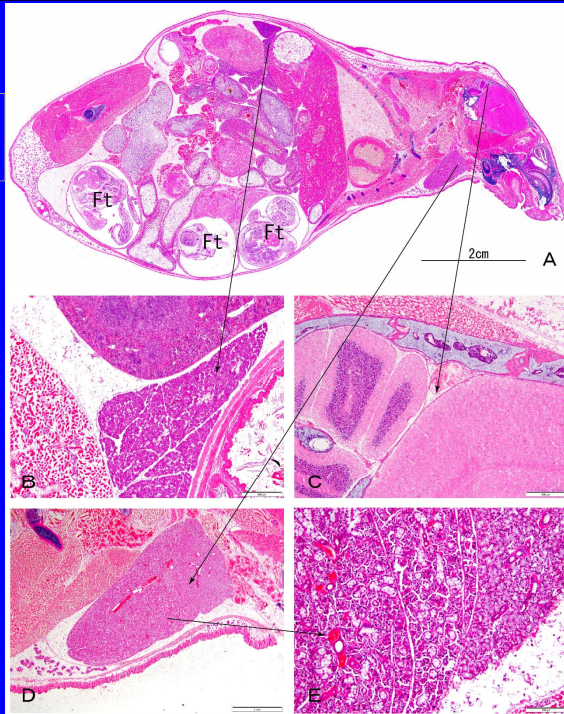
By Mr Masatoshi Sado
(Asahikawa Medical University)



using the Cryofilm



A fresh pregnant mouse,
Frozen section,
Thickness: 3 μ m



An undecalcified 7-week-old rat hindlimb, Frozen section, Thickness: 3 μ m

